

# View/Print Label

1. **Ensure there are no other shipping or tracking labels attached to your package.** Select the Print button on the print dialogue box that appears. Note: If your browser does not support this function, select Print from the File menu to print the label.

2. **Fold the printed label at the solid line below.** Place the label in a UPS Shipping Pouch. If you do not have a pouch, affix the folded label using clear plastic shipping tape over the entire label.

### 3. GETTING YOUR SHIPMENT TO UPS

#### Customers with a scheduled Pickup

- o Your driver will pickup your shipment(s) as usual.

#### Customers without a scheduled Pickup





- o Schedule a Pickup on [ups.com](http://ups.com) to have a UPS driver pickup all of your packages.
- o Take your package to any location of The UPS Store®, UPS Access Point(TM) location, UPS Drop Box, UPS Customer Center, Staples® or Authorized Shipping Outlet near you. To find the location nearest you, please visit the 'Locations' Quick link at [ups.com](http://ups.com).

UPS Access Point™  
MICHAELS STORE# 1428  
13150 CENTRAL AVE SE  
ALBUQUERQUE NM 87123-3990

UPS Access Point™  
THE UPS STORE  
13170 CENTRAL AVE SE  
ALBUQUERQUE NM 87123-5588

UPS Access Point™  
CVS STORE # 5494  
1500 TRAMWAY BLVD NE  
ALBUQUERQUE NM 87112-6198

FOLD HERE

|   |   |   |  |
|---|---|---|--|
| <p><b>20 LBS</b><br/>DWT: 12,12,12</p> <p><b>1 OF 1</b></p> <p>SARAH<br/>5052987691<br/>MYERS RV CENTER, INC<br/>12024 CENTRAL AVE SE<br/>ALBUQUERQUE NM 87123</p> <p><b>SHIP TO:</b><br/>PARTS RETURN<br/>NEWMAR<br/>1301 STAHLEY DRIVE<br/><b>NAPPANEE IN 46550</b></p> | <p><b>IN 465 9-02</b></p>   | <p><b>UPS GROUND</b></p> <p>TRACKING #: 1Z 791 976 03 3009 7370</p>  | <p><b>BILLING: F/C BILL RECEIVER</b></p> <p>Reference #1: CLAIM#72504 C#60179, WILLIAMS</p> <p><small>XOL 26.01.20 NV45 5.0A 01/2026*</small></p>  |
|---|---|---|--|

# View/Print Label

1. **Ensure there are no other shipping or tracking labels attached to your package.** Select the Print button on the print dialogue box that appears. Note: If your browser does not support this function, select Print from the File menu to print the label.

2. **Fold the printed label at the solid line below.** Place the label in a UPS Shipping Pouch. If you do not have a pouch, affix the folded label using clear plastic shipping tape over the entire label.

### 3. GETTING YOUR SHIPMENT TO UPS

#### Customers with a scheduled Pickup

- o Your driver will pickup your shipment(s) as usual.

#### Customers without a scheduled Pickup





- o Schedule a Pickup on ups.com to have a UPS driver pickup all of your packages.
- o Take your package to any location of The UPS Store®, UPS Access Point(TM) location, UPS Drop Box, UPS Customer Center, Staples® or Authorized Shipping Outlet near you. To find the location nearest you, please visit the 'Locations' Quick link at ups.com.

UPS Access Point™  
MICHAELS STORE# 1428  
13150 CENTRAL AVE SE  
ALBUQUERQUE NM 87123-3990

UPS Access Point™  
THE UPS STORE  
13170 CENTRAL AVE SE  
ALBUQUERQUE NM 87123-5588

UPS Access Point™  
CVS STORE # 5494  
1500 TRAMWAY BLVD NE  
ALBUQUERQUE NM 87112-6198

FOLD HERE

|   |   |   |  |
|---|---|---|--|
| <p>SARAH<br/>5052987691<br/>MYERS RV CENTER, INC<br/>12024 CENTRAL AVE SE<br/>ALBUQUERQUE NM 87123</p> <p><b>SHIP TO:</b><br/>PARTS RETURN<br/>NEWMAR<br/>1301 STAHLEY DRIVE<br/><b>NAPPANEE IN 46550</b></p> <p><b>19 LBS</b><br/>DWT: 17.9,9</p> <p><b>1 OF 1</b></p> | <p><b>IN 465 9-02</b></p>   | <p><b>UPS GROUND</b></p> <p>TRACKING #: 1Z 791 976 03 2605 7788</p>  | <p><b>BILLING: F/C BILL RECEIVER</b></p> <p>Reference #1: CLAIM#72504 C#60179, WILLIAMS</p> <p><small>XOL 26.01.20 NV45 5.0A 01/2026*</small></p>  |
|---|---|---|--|